

Catalog

LORENZO
Mfg Co Inc

TOOLBAR ACCESSORIES



Clamps, Extended Clamps,
Extended Offset Clamps, Planter Clamps,
Shanks, Rear Offset Shanks,
Side Offset Shanks, Footpieces,
Narrow Frame Dikers,
Swivel Coulters, Stabilizing Coulters,
Gauge Wheels, U-bolts,
Toolbar Spacers, Sandfighter Gangs,
Individual Stalkcutter Units,
Individual Spring Loaded Bedrollers,
Spring Loaded Clodbuster/Incorporators
Custom Manufactured Augers and More.

Office: 806-634-5942
Shop: 806-634-5465
Fax: 806-634-1402
Toll Free: 877-899-1799
Website: www.lorenzomfg.com

P.O. Box 417
215 Hwy 62/82 West
Lorenzo, TX 79343

Email: info@lorenzomfg.com

Table of Contents

Description	Page Number	
Augers		<h2>Prices are subject to change without Notice</h2>
Bedbuffers	1	
Bedrollers	2	
Beetknife Shanks	1	
Big Ox Ripper Repair Part	3	
Clamps		
1 x 3	5	
1 x 3 with 1-1/8" bolts	6	
1-1/4 x 3	4	
3/4 x 2-1/2	6	
5/8 x 2	7	
Extended and Offset	4	
Guidance Cone	4	
Hoeme Spring Shank	4	
Parts: Cap-Flat	7	
Parts: Cap-Formed	7	
Parts: Weld on Clamp Body	7	
Planter	4	
Round Shanks	4	
Shank to Shank	4	
Springtooth Harrow	4	
Clodbusters	2	
Coulters	11	
Dikers	11	
Fence Clips	3	
Fertilizer Adapter	13	
Footpieces	8	
Gauge Wheels	11	
Guidance System Stand	13	
Hitches	8	
Incorporators	2	
Knifing Attachments	3	
Lift Assist Brackets	13	
Planter Shank Adapters	13	
Rodweeder Parts	3	
Rolling Fender Adapters	13	
Sandfighter Gangs	12	
Shanks		
1 x 3	8	
3/4 x 2-1/2	9	
5/8 x 2	9	
Skimmers	1	
Stalkcutter	12	
Sweepbuffer wings	3	
Toolbar Spacers	10	
Turnbuckle, Hamby	10	
U-bolt	10	
Water Drag	13	
		<hr/> <h2>Warranty & Return Policy</h2> <p>We have a one (1) year limited warranty on all of our products. Our warranty covers defects in material and workmanship. All wear from normal usage or improper usage of a product is not included in this warranty.</p> <p>All products must be accompanied with an original invoice to validate the warranty.</p> <hr/> <h2>Returned Parts</h2> <p>Parts returned for credit are subject to a 20% restocking charge. All returns must be authorized and accompanied by an original invoice.</p> <hr/> <h2>Custom Fabricated Parts</h2> <p>Custom fabricated items are non-returnable and non-refundable</p> <hr/> <h2>Shipping & Handling</h2> <p>All prices are FOB Lorenzo, TX</p> <p>We will ship by your preferred shipper. Our preferred shippers are Con-Way and FexEX Freight Lines.</p> <p>There will be a \$5.00 charge for pallets and a minimal charge for boxing and/or handling</p> <p>Orders shipped UPS will be prepaid and the freight charges added to the invoice. Shipments made using other freightliners will be shipped freight collect.</p>

BEDBUFFERS

APPLICATION:

Bedbuffers or "Bed Knockers" allow producers to displace trash or dry soil prior to seeding when conditions dictate the need to do so. Can be mounted on rodweeder or planters themselves

DESCRIPTION:

Unlike the conventional V-shaped drags or buffers the horizontally cup shaped design displaces soil in a rolling fashion. All buffers are constructed from 1/4" x 8" plate, 19" wide, and mounted on 1 x 3 shanks, 3/4 x 2-1/2 shank, or 5/8 x 2 shank



BB1	1 x 3 bedbuffer	wt 31 lbs
BB1-L	1 x 3 bedbuffer-offset-3"-left	wt 31 lbs
BB1-R	1 x 3 bedbuffer-offset-3"-right	wt 31 lbs
BB1-8Rear	1 x 3 bedbuffer-offset-rear-8"	wt 38 lbs
BB1-8-L	1 x 3 bedbuffer side offset-8" 90 degree bend-Left	wt 51 lbs
BB1-8-R	1 x 3 bedbuffer side offset-8" 90 degree bend-Right	wt 51 lbs
BB34	3/4 x 2-1/4 bedbuffer	wt 25 lbs
BB34-L	3/4 x 2-1/2 bedbuffer-offset-left	wt 25 lbs
BB34-R	3/4 x 2-1/2 bedbuffer-offset-right	wt 25 lbs
BB58	5/8 x 2 bedbuffer	wt 21 lbs
BB58-L	5/8 x 2 bedbuffer-offset-left	wt 21 lbs
BB58-R	5/8 x 2 bedbuffer-offset-right	wt 21 lbs
BB900	Bedbuffer to fit IHC 900 planter	wt 19 lbs
BB-JD	John Deere Bedbuffer-1-1/2" tube	wt 18 lbs



edbuffer with 2" square tube fits IHC 900 planter



Bedbuffer fits John Deer 7300 Planter

BEETKNIFE SHANKS



Side view offset



Front view offset




Front view Straight shank

The staggered fork configuration provides more room for shedding of trash and weed foliage between knives which in turn aids in the prevention of "dragging" out crops. Allows beet and/or banana knives to be mounted on existing cultivator bars with a single clamp.

Beet and/or banana knifing shanks are single offset staggered fork units with 6" ID spacing between the knives. Fork is 1/2 x 2 steel welded to 1 x 3, 3/4 x 2-1/2 or 5/8 x 2 shank

BK1	1 x 3 beetknife shank	wt 22 lbs
BK1OS	1 x 3 beetknife shank - offset	wt 22 lbs
BK34	3/4 x 2-1/2 beetknife shank	wt 16 lbs
BK34OS	3/4 x 2-1/2 beetknife shankoffset	wt 16 lbs
BK58	5/8 x 2 beetknife shank	wt 13 lbs
BK58OS	5/8 x 2 beetknife shank-offset	wt 13 lbs

SKIMMER



Built to break through the crust!

Designed to work on a John Deere Rolling Fender, John Deere 400 Flex Hoe and Hamby Flex-A-Hoe. In operation with the rotary hoe, it will uncover the sprouted plants that are still underground and will leave the plants that are already up. This will work with any crop that need to be "scratched up".

SK	skimmer rotary hoe shield	wt 5.5 lbs
SK-A	skimmer - arm - each	wt 1.0 lbs
SK-AM	skimmer arm - pair - with bolt and bushing	wt 2.5 lbs
SK-O	skimmer only	wt 2.5 lbs
SK-P	skimmer - pipe spacer	wt .50 lbs

BEDROLLERS

BR-12	Bedroller spring loaded, 4 x 4 bar, 12" diameter	wt 96 lbs
BR-30	Bedrollers spring loaded 12" diameter ext..30"	wt 102 lbs
BR-1700	JD 1700 planter bar bedroller - ears - barring off disc	wt 41 lbs
BR-6100	JD 6100 planter bar bedroller - ladder bracket	wt 47 lbs
BR-7100A	JD 7100 planter bar bedroller -1-1/2" sq tube - buffer	wt 43 lbs
BR-7100B	JD 7100 planter bar bedroller-ear -barring off disc	wt 41 lbs
BR-900	IHC 900 planter bar bedroller - 2" sq tubing	wt 43 lbs
BR-Lilliston	Lilliston - 12" bedroller	wt 57 lbs
BR1-8R	Bedroller 1 x 3 rigid shank, 8" roller	wt 68 lbs
BR1-12R	Bedroller 1 x 3 rigid shank 12" roller	wt 73 lbs
BR34-8	Bedroller 3/4 x 2-1/2 rigid shank, 8" roller	wt 58 lbs
BR34-12R	Bedroller 3/4 x 2-1/2 rigid shank, 12" roller	wt 63 lbs
BR-CA	Bedroller 12" cage/roller	wt 39. lbs
BR-C	Bedroller clip with square headed nut	wt .80 lbs
BR-Cap44	Cap for 4 x 4 Bedroller clamp	wt 9.0 lbs
BR-rod	Bedroller spring rod	wt 2.3 lbs
BR-S	Bedroller spring	wt 1.5 lbs
BRbearing	Bedroller 1" bearing with flangettes	wt .50 lbs



8" rigid
3/4 shank
BR-8R



8" rigid
2" square
BR-900



12" spring loaded
4 x 4 bar
BR-12



12" spring loaded
4 x 4 bar
BR-12

We will custom build bedroller to fit 2-1/4 bars, 4 x 7 bars, or 7 x 7 bars

BEDROLLER APPLICATIONS

Bedroller or "Bed Packers" are used to firm up a seed bed; thus preventing the soil from drying out, in turn, providing more consistent tilth for seeding operations.

SPRING LOADED BEDROLLER

The low profile design on the spring loaded units allow the operator to run the toolbar close to the ground. Use of standard length cultivator shanks and the distinctive design of the spring tension clips on the spring rod allows extensive adjustment to the operating angle and downward force applied to the roller cage. Units are extended back to allow use behind rod-weeder the spring loaded bedroller mount to a 4 x 4 bar, but we can manufacture the units to mount to any size toolbar

RIGID SHANK BEDROLLER

With open end design cages. Rigid shank available in 1 x 3 and 3/4 x 2-1/2 shank sizes

APPLICATION:

Clodbuster-Incorporators are used to "bust" clods or incorporate chemical behind listers, rippers, or any other tillage apparatuses, also the clodbuster-Incorporator seals "cloddy" soil and prevents anhydrous ammonia from escaping. Bowed angled teeth cracks clods and root masses without "balling up" and shape works well under pivot systems or "round" bed tops allowing increased moisture infiltration. Has worked well in acreage coming out of the (CRP) Conservation Reserve Program.

Our bedroller and clodbuster-incorporator rollers will interchange on the mounting bracket, and our diker will run with either the bedroller on clodbuster incorporator when set on 40" rows.

DESCRIPTION:


The low profile design on the spring loaded units allow the operator to run the toolbar close to the ground. Use of standard length cultivator shanks and the distinctive design of the spring tension clips on the spring rod allows extensive adjustment to the operating angle and downward force applied to the roller cage. Units are extended back to allow use behind rodweeder the spring loaded bedroller mount to a 4 x 4 bar, but we can manufacture the units to mount to any size toolbar

CLOBUSTER/INCORPORATOR



CB-12	Clodbuster/Incorporator 4 x 4 bar, 12" roller	wt 98.0 lbs
CB-roller	Clodbuster/Incorporator - roller only	wt 39.5 lbs
BR-B	Clodbuster/Bedroller 1" bearing w/flangettes	wt .750 lbs

SWEEPBUFFER WING



Sweepbuffer wing –
8-3/4"
SBW-S

Sweepbuffer wing
10-1/4"
SBW



Sweepbuffer wing
shown mounted on
sweep

SBW	Sweep buffer wings width 10-1/4"	wt 2.5 lbs
SBW-C	Sweep buffer wings width 10-1/4" to fit chisel shank	wt 2.5 lbs
SBW-S	Sweep Buffer Wings-8-3/4"	wt 2.3 lbs
SWB1C	Sweep buffer wings width 8-3/4" to fit chisel shank	wt 2.3 lbs

RODWEEDER PARTS

RW-1	Bearing holder for Roll-a-Cone	wt 17.8 lbs
RW-2	Bearing holder for Hamby	wt 17.8 lbs
RW-6	Rod weeder bar for 6 row - 128"	wt 35.8 lbs
RW-8	Rod weeder bar for 8 row - 168"	wt 47.6 lbs
RW-200	Rod weeder bar 200"	wt 56.0 lbs
RW-252	Rod weeder bar 252"	wt 70.6 lbs
RW-C	Rod weeder bar-connector	wt 1.80 lbs
RW-CL	Rod weeder bar clamp w/bolts	wt .750 lbs



Rodweeder bearing holder
Easy to mount with open end.
Stays tight with set screws
RW-1

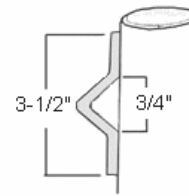


Rodweeder Clamp
RW-CL



Rodweeder Connector Top
Standard 4" connector
Bottom – Lorenzo's 6"
connector which catches more
of the rodweeder bar and
wears longer
RW-C

FENCE CLIPS



FC Fence Clip

BIG OX RIPPER SHANK Repair Part



Bigox1 Big Ox Repair Part wt 7 lbs

KNIFING ATTACHMENT

These attachments allow producers the ability to mount beet, banana and "go devil" or cultivator knives on standard shanks.

The front running knifing attachments mounts on the bottom of a shank and the sweep is mounted forward.



Front Running
Knifing Attachment
K2



Rear Running
Knifing Attachment
K1

K1	1 x 3 knifing attachment-rear running	wt 23 lbs
K2	1 x 3 knifing attachment-front running	wt 20 lbs

CLAMPS

We will custom manufacture clamps to your specifications call Noe Vasquez at 806-634-5465

EXTENDED & OFFSET

OS44-20-4	1 x 3 to 4 x 4 clamp ext 20"- offset 4"	wt 69.0 lbs
OS44-20-6	1 x 3 to 4 x 4 clamp ext 20"- offset 6"	wt 71.0 lbs
OS47-20-4	1 x 3 to 4 x 7 clamp ext 20"- offset 4"	wt 70.0 lbs
OS47-20-6	1 x 3 to 4 x 7 clamp ext 20"- offset 6"	wt 72.0 lbs

PLANTER

LW75P	1 x 3 to 7 x 5 planter clamp fitted cap	wt 35.0 lbs
LW77P	1 x 3 to 7 x 7 planter clamp fitted cap	wt 36.0 lbs
PC77	1 x 3 to 7 x 7 clamp for JD Planter (7300) mounts shank in front of gauge wheel	wt 41.8 lbs
PC7745	1 x 3 to 7 x 7 JD planter clamp to mounts in front of gauge wheel/ 45 degrees	wt 43.0 lbs

ROUND SHANK

R2-1/4	1-3/8" round shank to 2 -1/4 diamond bar	wt 11.0 lbs
R44	1-3/8" round shank to 4 x 4 bar	wt 12.0 lbs

SHANK TO SHANK

S1/S1-12	1 x 3 to 1 x 3 shank to shank clamp ext 12"	wt 18.1 lbs
S1/S1-16	1 x 3 to 1 x 3 shank to shank clamp ext 16"	wt 37.5 lbs
S1/S1-20	1 x 3 to 1 x 3 shank to shank clamp ext 20"	wt 45.0 lbs

HOEME SPRING SHANK

H44	Hoeme spring shank clamp 4 x 4	wt 18.0 lbs
H47	Hoeme spring shank clamp 4 x 7	wt 19.0 lbs

SPRINGTOOTH HARROW

ST2-1/2	2-1/2" springtooth harrow clamp	wt 2.50 lbs
STH3	3" springtooth harrow clamp	wt 3.30 lbs

GUIDANCE CONE

G45	Guidance System Cone Clamp	wt 26.0 lbs
-----	----------------------------	-------------

1-1/4 CLAMP

SP44	1-1/4 to 4 x 4 clamp	wt 17.3 lbs
SP47	1-1/4 to 4 x 7 clamp	wt 18.3 lbs

Heavy Duty 1 x 3 to 7 x 7 Clamp with Double Caps & Bolts

LW77D1	1 x 3 to 7 x 7 with double caps, bolts, & set screws in back & side of clamp	wt 46.0 lbs
LW77D	1 x 3 top 7 x 7 with double caps & bolts	wt 45.7 lbs



1 x 3 to 4 x 4 Planter Clamp
LW77P



Extended & Offset
clamp
1 x 3 to 4 x 4
OS44-20-4



1 x 3 to 4 x 4 Planter Clamp
PC7745



Shank to Shank
clamp
S1/S1-12



Round Shank
1-3/8 to 4 x 4 Clamp
R44



Hoeme spring shank
clamp **H44**



Springtooth Harrow clamp
STH3



Guidance System Cone
Clamp
G45




1 x 3 to 7 x 7 double caps &
bolts, with set screws in
both side and back of clamp

LW77D1


CLAMPS

1 x 3 CLAMP

L22	1 x 3 to 2 x 2 clamp	wt 14.8 lbs
L2-1/2	1 x 3 to 2-1/2 x 2-1/2 clamp on square	wt 14.8 lbs
L2-1/2D	1 x 3 to 2-1/2 clamp on diamond	wt 16.0 lbs
L2-1/4D	1 x 3 to 2-1/4 clamp on diamond	wt 16.0 lbs
L2-1/4D- 4	1 x 3 to 2-1/4 dia clamp extended 4"	wt 21.2 lbs
L2-1/4D- 6	1 x 3 to 2-1/4 dia clamp extended 6"	wt 23.8 lbs
L2-1/4D- 8	1 x 3 to 2-1/4 dia clamp extended 8"	wt 26.4 lbs
L2-1/4D-10	1 x 3 to 2-1/4 dia clamp extended 10"	wt 29.0 lbs
L2-1/4D-12	1 x 3 to 2-1/4 dia clamp extended 12"	wt 31.6 lbs
L2-1/4D-14	1 x 3 to 2-1/4 dia clamp extended 14"	wt 34.2 lbs
L2-1/4D-16	1 x 3 to 2-1/4 dia clamp extended 16"	wt 36.8 lbs
L2-1/4D-18	1 x 3 to 2-1/4 dia clamp extended 18"	wt 39.4 lbs
L2-1/4D-20	1 x 3 to 2-1/4 dia clamp extended 20"	wt 42.0 lbs
L33	1 x 3 to 3 x 3 clamp square	wt 16.0 lbs
L33D	1 x 3 to 3 x 3 diamond clamp	wt 23.0 lbs
L3-1/2	1 x 3 to 3-1/2 x 3-1/2 clamp square	wt 17.0 lbs
L3-1/2D	1 x 3 to 3-1/2 x 3-1/2 clamp on diamond	wt 24.0 lbs
L44	1 x 3 to 4 x 4 clamp square	wt 17.0 lbs
L44- 4	1 x 3 to 4 x 4 clamp extended 4"	wt 22.2 lbs
L44- 6	1 x 3 to 4 x 4 clamp extended 6"	wt 24.8 lbs
L44- 8	1 x 3 to 4 x 4 clamp extended 8"	wt 27.4 lbs
L44-10	1 x 3 to 4 x 4 clamp extended 10"	wt 30.0 lbs
L44-12	1 x 3 to 4 x 4 clamp extended 12"	wt 32.6 lbs
L44-14	1 x 3 to 4 x 4 clamp extended 14"	wt 35.2 lbs
L44-16	1 x 3 to 4 x 4 clamp extended 16"	wt 37.8 lbs
L44-18	1 x 3 to 4 x 4 clamp extended 18"	wt 40.4 lbs
L44-20	1 x 3 to 4 x 4 clamp extended 20"	wt 43.0 lbs
L44D	1 x 3 to 4 x 4 clamp on diamond	wt 24.0 lbs
L47	1 x 3 to 4 x 7 clamp square	wt 19.0 lbs
L47- 4	1 x 3 to 4 x 7 clamp extended 4"	wt 24.2 lbs
L47- 6	1 x 3 to 4 x 7 clamp extended 6"	wt 26.8 lbs
L47- 8	1 x 3 to 4 x 7 clamp extended 8"	wt 29.4 lbs
L47-10	1 x 3 to 4 x 7 clamp extended 10"	wt 32.0 lbs
L47-12	1 x 3 to 4 x 7 clamp extended 12"	wt 34.6 lbs
L47-14	1 x 3 to 4 x 7 clamp extended 14"	wt 37.2 lbs
L47-16	1 x 3 to 4 x 7 clamp extended 16"	wt 39.8 lbs
L47-18	1 x 3 to 4 x 7 clamp extended 18"	wt 42.4 lbs
L47-20	1 x 3 to 4 x 7 clamp extended 20"	wt 45.0 lbs
LW4-1/2	1 x 3 to 4-1/2 x 7-1/2 clamp fitted cap	wt 23.0 lbs
LW55	1 x 3 to 5 x 5 clamp fitted cap	wt 23.5 lbs
LW57	1 x 3 to 5 x 7 clamp fitted cap	wt 24.8 lbs
LW74	1 x 3 to 7 x 4 clamp fitted cap	wt 25.3 lbs
LW75	1 x 3 to 7 x 5 clamp fitted cap	wt 27.5 lbs
LW77	1 x 3 to 7 x 7 clamp fitted cap	wt 28.5 lbs
LW77- 4	1 x 3 to 7 x 7 clamp fitted cap extended 4"	wt 33.7 lbs
LW77- 6	1 x 3 to 7 x 7 clamp fitted cap extended 6"	wt 36.3 lbs
LW77- 8	1 x 3 to 7 x 7 clamp fitted cap extended 8"	wt 38.9 lbs
LW77-10	1 x 3 to 7 x 7 clamp fitted cap extended 10"	wt 41.5 lbs
LW77-12	1 x 3 to 7 x 7 clamp fitted cap extended 12"	wt 44.1 lbs
LW86	1 x 3 to 8 x 6 with fitted around cap	wt 27.5 lbs
LW88	1 x 3 to 8 x 8 with fitted around cap	wt 29.5 lbs




Extended 6" - 1 x 3 to 2-1/4 x 2-1/4 Diamond Clamp
L2-1/4D-6



Extended 8" - 1 x 3 to 4 x 4 Clamp
L44-8



Extended 6" - 1 x 3 to 7 x 7 Clamp
L44-6



1 x 3 to 7 x 7 Clamp
LW77

1 x 3 to 4 x 4 Diamond
L44D



1 x 3 to 4 x 4 Clamp
L44

1 x 3 to 2-1/4D Clamp
L2-1/4

Sales 806-634-5942
Shop 806-634-5465

CLAMPS

1 x 3 with an 1-1/8 BOLT


XL2-1/4	1 x 3 to 2-1/4 XL clamp	wt 17.0 lbs
XL44	1 x 3 to 4 x 4 clamp with 1-1/8" bolt	wt 18.0 lbs
XL47	1 x 3 to 4 x 7 clamp with 1-1/8" bolts	wt 20.0 lbs
XLW4-1/2	1 x 3 to 4-1/2 x 7-1/2 clamp w/1-1/8" bolts	wt 24.5 lbs
XLW55	1x3 to 5x5 -1 1/8 bolt, wrap around cap	wt 26.7 lbs
XLW57	1 x 3 to 5 x 7 clamp with 1-1/8" bolts	wt 27.7 lbs
XLW77	1 x 3 to 7 x 7 clamp with 1-1/8" bolts	wt 31.5 lbs



1 x 3 to 4 x 4 with 1-1/8 bolts
XL44

3/4 x 2-1/2 CLAMPS


M22	3/4 x 2-1/2 to 2 x 2	wt 11.0 lbs
M-2-1/4D	3/4 x 2-1/2 to 2-1/4 dia clamp	wt 11.5 lbs
M2-1/4D-4	3/4 x 2-1/2 to 2-1/4 dia extended 4"	wt 18.3 lbs
M2-1/4D-6	3/4 x 2-1/2 to 2-1/4 dia extended 6"	wt 20.7 lbs
M2-1/4D-8	3/4 x 2-1/2 to 2-1/4 dia extended 8"	wt 23.1 lbs
M2-1/4D-10	3/4 x 2-1/2 to 2-1/4 dia extended 10"	wt 25.5 lbs
M2-1/4D-12	3/4 x 2-1/2 to 2-1/4 dia extended 12"	wt 27.9 lbs
M2-1/2	3/4 x 2-1/2 to 2-1/2 x 2-1/2 on square	wt 11.0 lbs
M2-1/2D	3/4 x 2-1/2 to 2-1/2 dia clamp	wt 11.5 lbs
M33	3/4 x 2-1/2 to 3 x 3 clamp square	wt 13.5 lbs
M3-1/2D	3/4 x 2-1/2 to 3-1/2 clamp on diamond	wt 13.5 lbs
M44	3/4 x 2-1/2 to 4 x 4 clamp	wt 13.0 lbs
M44- 4	3/4 x 2-1/2 to 4 x 4 clamp extended 4"	wt 17.8 lbs
M44- 6	3/4 x 2-1/2 to 4 x 4 clamp extended 6"	wt 20.2 lbs
M44- 8	3/4 x 2-1/2 to 4 x 4 clamp extended 8"	wt 22.6 lbs
M44-10	3/4 x 2-1/2 to 4 x 4 clamp extended 10"	wt 25.5 lbs
M44-12	3/4 x 2-1/2 to 4 x 4 clamp extended 12"	wt 27.4 lbs
M47	3/4 x 2-1/2 to 4 x 7 clamp	wt 14.0 lbs
M47-4	3/4 x 2-1/2 to 4 x 7 clamp extended 4 "	wt 18.8 lbs
M47-6	3/4 x 2-1/2 to 4 x 7 clamp extended 6"	wt 21.2 lbs
M47-8	3/4 x 2-1/2 to 4 x 7 clamp extended 8"	wt 23.6 lbs
M47-10	3/4 x 2-1/2 to 4 x 7 clamp extended 10"	wt 26.0 lbs
M47-12	3/4 x 2-1/2 to 4 x 7 clamp extended 12"	wt 28.4 lbs
MW4-1/2	3/4 x 2-1/2 to 4-1/2 x 7-1/2 fitted cap	wt 16.5 lbs
MW57	3/4 x 2-1/2 to 5 x 7 clamp fitted cap	wt 17.0 lbs
MW75	3/4 x 2-1/2 to 7 x 5 clamp fitted cap	wt 25.5 lbs
MW77	3/4 x 2-1/2 to 7 x 7 clamp fitted cap	wt 27.5 lbs



3/4 x 2-1/2 to 4 x 4
M44



3/4 x 2-1/2 to 2-1/4 to 2-1/4 diamond
M2-1/4



3/4 x 2-1/2 to 4 x 4 extended 10"
M44-10

Visit our
Website: www.lorenzomfg.com
Email: info@lorenzomfg.com

CLAMPS

5/8 x 2 CLAMP

S22	5/8 x 2 to 2 x 2 clamp square	wt 9.50 lbs
S22D	5/8 x 2 to 2 x 2 diamond bar	wt 9.50 lbs
S2-1/4D	5/8 x 2 to 2-1/4 diamond bar	wt 9.50 lbs
S2-1/4D- 4	5/8 x 2 to 2-1/4 dia extended 4"	wt 17.5 lbs
S2-1/4D- 6	5/8 x 2 to 2-1/4 dia extended 6"	wt 19.9 lbs
S2-1/4D- 8	5/8 x 2 to 2-1/4 dia extended 8"	wt 22.3 lbs
S2-1/4D-10	5/8 x 2 to 2-1/4 dia extended 10"	wt 24.7 lbs
S2-1/4D-12	5/8 x 2 to 2-1/4 dia extended 12"	wt 27.1 lbs
S2-1/2	5/8 x 2 to 2-1/2 square	wt 10.0 lbs
S44	5/8 x 2 to 4 x 4 clamp	wt 10.0 lbs
S44- 4	5/8 x 2 to 4 x 4 clamp extended 4"	wt 13.9 lbs
S44- 6	5/8 x 2 to 4 x 4 clamp extended 6"	wt 16.3 lbs
S44- 8	5/8 x 2 to 4 x 4 clamp extended 8"	wt 18.7 lbs
S44-10	5/8 x 2 to 4 x 4 clamp extended 10"	wt 21.1 lbs
S44-12	5/8 x 2 to 4 x 4 clamp extended 12"	wt 23.5 lbs
S47	5/8 x 2 to 4 x 7 clamp	wt 11.8 lbs
S47- 4	5/8 x 2 to 4 x 7 clamp extended 4"	wt 14.8 lbs
S47- 6	5/8 x 2 to 4 x 7 clamp extended 6"	wt 17.2 lbs
S47- 8	5/8 x 2 to 4 x 7 clamp extended 8"	wt 19.6 lbs
S47-10	5/8 x 2 to 4 x 7 clamp extended 10"	wt 22.0 lbs
S47-12	5/8 x 2 to 4 x 7 clamp extended 12"	wt 24.4 lbs
SW4-1/2	5/8 x 2 to 4-1/2 x 7-1/2 clamp	wt 19.0 lbs
SW57	5/8 x 2 to 5 x 7 clamp	wt 19.0 lbs
SW68	5/8 x 2 to 6 x 8 clamp	wt 20.0 lbs
SW75	5/8 x 2 to 7 x 5 clamp	wt 25.0 lbs
SW77	5/8 x 2 to 7 x 7 clamp	wt 27.0 lbs



S2-1/4
5/8 x 2 to 2-1/4



S22
5/8 x 2 to 2 x 2

Visit Lorenzo's Ag Links at
[Http://www.lorenzomfg.com/links.html](http://www.lorenzomfg.com/links.html)

CLAMP – PARTS



1 x 3 clamp body
WCB1



5/8 x 2 clamp body
WCB58



1 x 3 to 2-1/4 Cap
LC2-1/4



Left to right

4-1/2" Fitted Cap – **LWC4-1/2**
5" Fitted Cap – **LWC5**
7" Fitted Cap – **LWC7**



1 x 3 to 4 x 4 Cap
LC44

WELD ON BODIES

WCB1	Weld on body 1 x 3 w/block	wt 10. lbs
WCB34	Weld on body 3/4 w/block	wt 6.0 lbs
WCB58	Weld on body 5/8 x 2 w/block	wt 6.0 lbs

CAPS-FLAT

FC4	Flat cap 4"	wt 4.5 lbs
FC4-1/2	Flat cap 4-1/2"	wt 4.6 lbs
FC5	Flat cap 5"	wt 5.0 lbs
FC6	Flat cap 6"	wt 5.5 lbs
FC7	Flat cap 7"	wt 6.0 lbs
FC7-1/2	Flat cap 7-1/2"	wt 6.5 lbs
FC8	Flat cap 8"	wt 7.0 lbs

CAPS-FORMED

LC2-1/4D	Cap for 1 x 3 to 2-1/4	wt 5.0 lbs
LC44	Cap for 1 x 3 to 4 x 4	wt 5.0 lbs
LWC4-1/2	Wrap around/fitted cap 4-1/2"	wt 6.8 lbs
LWC5	Wrap around/fitted cap 5"	wt 6.8 lbs
LWC7	Wrap around/fitted cap for 7"	wt 7.3 lbs
MC2-1/4D	Cap for 3/4 to 2-1/4	wt 3.3 lbs
MC44	Cap for 3/4 to 4 x 4	wt 3.8 lbs
SC2-1/4D	Cap for 5/8 to 2-1/4	wt 3.3 lbs
SC44	Cap for 5/8 to 4 x 4	wt 3.8 lbs

FOOTPIECES


FP1	1 x 3 footpieces	wt 6.0 lbs
FPC1	1 x 3 footpiece with cast hole	wt 6.0 lbs
FP1N	1 x 3 footpiece with back	wt 7.0 lbs
FP34	3/4 x 2-1/2 footpiece	wt 4.0 lbs
FP58	5/8 x 2 footpiece	wt 4.0 lbs
FPB	1 x 3 buster footpiece	wt 6.7 lbs
FPB-C	1 x 3 buster footpiece w/cast hole	wt 6.7 lbs
OB-1	Onion blade footpiece	wt 7.3 lbs
OB-2	Onion blade footpiece - cast hole	wt 7.3 lbs



CATEGORY I HITCHES



CAT1W2
Category 1 Weld on hitch for 2-1/4 diamond bar, includes two 7/8" bottom pull pins



CAT14
Category 1 bolt on hitch for 4 x 4 bar, includes two 7/8" bottom pull pins

CAT12	Cat 1 bolt on - to fit 2-1/4 dia bar, includes pins	wt 44.5 lbs
CAT14	Cat 1 bolt on hitch 4 x 4 bar, includes pins	wt 44.5 lbs
CAT1W2	Cat 1 weld on to fit 2-1/4 dia bar, includes pins	wt 32.0 lbs
CAT1W4	Cat 1 weld on hitch 4 x 4 bar, includes pins	wt 32.0 lbs

We will custom manufacturer shanks.
Call 806-634-5942
For details

1 x 3 SHANKS

All of our shanks are manufactured from High Carbon steel. The holes in our shanks are drilled, not punched to keep from warping the

WITH FOOTPIECE

SF1-30	1 x 3 x 30 shank with footpiece	wt 32.0 lbs
SF1-30N	1 x 3 x 30 shank with footpiece w/back	wt 33.0 lbs
SF1-34	1 x 3 x 34 shank with footpiece	wt 35.2 lbs
SF1-34N	1 x 3 x 34 shank with footpiece w/back	wt 35.2 lbs
SF1-36	1 x 3 x 36 shank with footpiece	wt 36.8 lbs
SF1-36N	1 x 3 x 36 shank with footpiece w/back	wt 36.8 lbs

WITH FOOTPIECE-OFFSET


SF1-34/3	1 x 3 x 34 shank with footpiece 3" side offset	wt 35.2 lbs
SF1-34/3N	1 x 3 x 34 shank with footpiece w/back 3" side offset	wt 35.2 lbs
SF1-34/5	1 x 3 x 34 shank with footpiece 5" side offset	wt 35.2 lbs
SF1-34/5N	1 x 3 x 34 shank with footpiece w/back 5" side offset	wt 35.2 lbs
SF1-34/8	1 x 3 x 34 shank with footpiece 8" rear offset	wt 35.2 lbs
SF1-34/8N	1 x 3 x 34 shank with footpiece w/back 8" rear offset	wt 35.2 lbs
90SF1-36/8	1 x 3 x 36 shank 90 degrees side offset 8" with footpiece	wt 36.8 lbs
90SF1-36/8N	1 x 3 x 36 shank 90 degrees side offset 8" with footpiece w/back	wt 36.8 lbs
90SF1-42/8	1 x 3 x 42 shank 90 degrees side offset 8" with footpiece	wt 43.7 lbs
90SF1-42/8N	1 x 3 x 42 shank 90 degrees side offset 8" with footpiece w/back	wt 43.7 lbs

SHANK ONLY

SH1-20	1 x 3 x 20 shank	wt 16.0 lbs
SH1-30	1 x 3 x 30 shank	wt 24.0 lbs
SH1-30C	1 x 3 x 30 shank with cast hole	wt 24.0 lbs
SH1-34	1 x 3 x 34 shank	wt 27.2 lbs
SH1-34C	1 x 3 x 34 shank with cast hole	wt 27.2 lbs
SH1-36	1 x 3 x 36 shank	wt 28.8 lbs
SH1-36C	1 x 3 x 36 shank with cast hole	wt 28.8 lbs
SH1-40	1 x 3 x 40 shank	wt 30.6 lbs

SHANK ONLY-OFFSET

SH1-34/3	1 x 3 x 34 shank 3" side offset	wt 27.2 lbs
SH1-34/3C	1 x 3 x 34 shank 3" side offset cast hole	wt 27.2 lbs
SH1-34/5	1 x 3 x 34 shank 5" side offset	wt 27.2 lbs
SH1-34/5C	1 x 3 x 34 shank 5" side offset cast hole	wt 27.2 lbs
SH1-34/8/R	1 x 3 x 34 shank 8" rear offset	wt 27.2 lbs
SH1-34/8/RC	1 x 3 x 34 shank 8" rear offset cast hole	wt 27.2 lbs
90SH1-36/8	1 x 3 x 36 shank 8" side offset 90 degrees	wt 28.8 lbs
90SH1-36/8C	1 x 3 x 36 shank 8" side offset 90 degrees cast hole	wt 28.8 lbs
90SH1-42/8	1 x 3 x 42 shank 8" side offset 90 degrees	wt 35.7 lbs
90SH1-42/8C	1 x 3 x 42 shank 8" side offset 90 degrees cast hole	wt 35.7 lbs



3/4 & 5/8 SHANKS

SHANK-3/4

SF34-30	3/4 x 2-1/2 x 30 shank with footpiece	wt 19.5 lbs
SF34-34	3/4 x 2-1/2 x 34 shank with footpiece	wt 21.5lbs
SF34-36	3/4 x 2-1/2 x 36 shank with footpiece	wt 22.5lbs
SF34-34/3L	3/4 x 2-1/2 x 34 shank 3" side offset w/footpiece-left	wt 21.5 lbs
SF34-34/3R	3/4 x 2-1/2 x 34 shank 3" side offset w/footpiece-right	wt 21.5 lbs
SF34-34/5L	3/4 x 2-1/2 x 34 shank 5" side offset w/footpiece-left	wt 21.5 lbs
SF34-34/5R	3/4 x 2-1/2 x 34 shank 5" side offset w/footpiece-right	wt 21.5 lbs
SF34-34/8R	3/4 x 2-1/2 x 34 shank 8" rear offset w/footpiece	wt 21.5 lbs
SH34-30	3/4 x 2-1/2 x 30 shank	wt 15.0 lbs
SH34-34	3/4 x 2-1/2 x 30 shank	wt 17.0 lbs
SH34-36	3/4 x 2-1/2 x 36 shank	wt 18.0 lbs
SH34-34/3	3/4 x 2-1/2 x 34 shank 3" side offset	wt 21.5 lbs
SH34-34/3L	3/4 x 2-1/2 x 34 shank 3" side offset-left	wt 21.5 lbs
SH34-34/3R	3/4 x 2-1/2 x 34 shank 3" side offset-right	wt 21.5 lbs
SH34-34/5L	3/4 x 2-1/2 x 34 shank 5" side offset-left	wt 21.5 lbs
SH34-34/5R	3/4 x 2-1/2 x 34 shank 5" side offset-right	wt 21.5 lbs
SH34-34/8R	3/4 x 2-1/2 x 34 shank 8" rear offset	wt 21.5 lbs

SHANK-5/8

SF58-30	5/8 x 2 x 30 shank with footpiece	wt 14.5 lbs
SF58-30/3L	5/8 x 2 x 30 shank with footpiece 3" side offset-left	wt 14.5 lbs
SF58-30/3R	5/8 x 2 x 30 shank with footpiece 3" side offset-right	wt 14.5 lbs
SH58-30	5/8 x 2 x 30 shank	wt 10.0 lbs
SH58-30/3L	5/8 x 2 x 30 shank 3" side offset-left	wt 10.0 lbs
SH58-30/3R	5/8 x 2 x 30 shank 3" side offset-right	wt 10.0 lbs



SH1-34
1x3x30 shank with footpiece



SH1-34/8
1x3x34 shank 8" rear offset with footpiece


We will custom manufacture shank. For more details call 806-634-5942



90SH1-42/8M
1x3x42 shank 8" side offset, 90 degrees, bent midpoint



90SH1-42/8
1x3x42 shank 8" side offset, 90 degrees



SH1-30
1x3x30 shank



SH58-30/3
5/8x2 shank 3" side offset, 45 degrees



SF58-30
5/8x30 shank with footpiece



SF34-34
3/4x2-1/2 shank 3" side offset, 45 degrees

TOOLBAR SPACERS



2-1/4D to 2-1/4

T21/4-21/4- 4	2-1/4D to 2-1/4D TBS 4"	wt 25.5 lbs
T21/4-21/4- 6	2-1/4D to 2-1/4D TBS 6"	wt 27.0 lbs
T21/4-21/4- 8	2-1/4D to 2-1/4D TBS 8"	wt 29.5 lbs
T21/4-21/4-10	2-1/4D to 2-1/4D TBS 10"	wt 33.0 lbs
T21/4-21/4-12	2-1/4D to 2-1/4D TBS 12"	wt 35.5 lbs
T21/4-21/4-14	2-1/4D to 2-1/4D TBS 14"	wt 38.0 lbs
T21/4-21/4-16	2-1/4D to 2-1/4D TBS 16"	wt 40.5 lbs
T21/4-21/4-18	2-1/4D to 2-1/4D TBS 18"	wt 42.0 lbs
T21/4-21/4-20	2-1/4D to 2-1/4D TBS 20"	wt 45.5 lbs

21/4D to 4 x 4

T21/4-44- 4	2-1/4D to 4 x 4 TBS 4"	wt 25.0 lbs
T21/4-44- 6	2-1/4D to 4 x 4 TBS 6"	wt 27.5 lbs
T21/4-44- 8	2-1/4D to 4 x 4 TBS 8"	wt 30.0 lbs
T21/4-44-10	2-1/4D to 4 x 4 TBS 10"	wt 32.5 lbs
T21/4-44-12	2-1/4D to 4 x 4 TBS 12"	wt 35.0 lbs
T21/4-44-14	2-1/4D to 4 x 4 TBS 14"	wt 37.5 lbs
T21/4-44-16	2-1/4D to 4 x 4 TBS 16"	wt 40.0 lbs
T21/4-44-18	2-1/4D to 4 x 4 TBS 18"	wt 42.5 lbs
T21/4-44-20	2-1/4D to 4 x 4 TBS 20"	wt 45.0 lbs

4x4 to 4x4

T44-44- 4	4 x 4 to 4 x 4 TBS 4"	wt 25.5 lbs
T44-44- 6	4 x 4 to 4 x 4 TBS 6"	wt 27.0 lbs
T44-44- 8	4 x 4 to 4 x 4 TBS 8"	wt 29.5 lbs
T44-44-10	4 x 4 to 4 x 4 TBS 10"	wt 33.0 lbs
T44-44-12	4 x 4 to 4 x 4 TBS 12"	wt 35.5 lbs
T44-44-14	4 x 4 to 4 x 4 TBS 14"	wt 38.0 lbs
T44-44-16	4 x 4 to 4 x 4 TBS 16"	wt 40.5 lbs
T44-44-18	4 x 4 to 4 x 4 TBS 18"	wt 43.0 lbs
T44-44-20	4 x 4 to 4 x 4 TBS 20"	wt 45.5 lbs

4x4 to 4x7

T44-47- 4	4 x 4 to 4 x 7 TBS 4"	wt 26.0 lbs
T44-47- 6	4 x 4 to 4 x 7 TBS 6"	wt 27.5 lbs
T44-47- 8	4 x 4 to 4 x 7 TBS 8"	wt 30.0 lbs
T44-47-10	4 x 4 to 4 x 7 TBS 10"	wt 33.5 lbs
T44-47-12	4 x 4 to 4 x 7 TBS 12"	wt 36.0 lbs

4x4 to 7x7

T44-77-4	4 x 4 to 7 x 7 TBS 4"	wt 29.0 lbs
T44-77-10	4 x 4 to 7 x 7 TBS 10"	wt 36.5 lbs

4x7 to 4x7

T47-47- 4	4 x 7 to 4 x 7 TBS 4"	wt 26.5 lbs
T47-47- 6	4 x 7 to 4 x 7 TBS 6"	wt 28.0 lbs
T47-47- 8	4 x 7 to 4 x 7 TBS 8"	wt 30.5 lbs
T47-47-10	4 x 7 to 4 x 7 TBS 10"	wt 34.0 lbs
T47-47-12	4 x 7 to 4 x 7 TBS 12"	wt 36.5 lbs

We will custom manufacture toolbar spacers. Call us with your specifications 806-634-5942

U-BOLTS

U-bolts listed are stock items. We custom manufacture SQUARE BOTTOM u-bolts from 3/8, 1/2, 5/8, 3/4, 7/8 and 1" stock. Call 806-634-5942 for price and availability.

Measurements: the first number is the diameter of the rod, the second number is the distance between the legs of the u-bolt, and the third is the size bar that the u-bolt will go over with a 1-1/2" additional threaded rod: *grade 2 - 1018 A36 material*

Example: U5822 is a u-bolt made from 5/8 rod, it has 2" between the legs, and the legs will be 3-1/2" long when measured from the inside of the U



No Minimum order on custom built u-bolts

3/8" STOCK

U3822	3/8 x 2 x 2 u-bolt	wt .24 lbs
U3833	3/8 x 3 x 3 u-bolt	wt .32 lbs
U3844	3/8 x 4 x 4 u-bolt	wt .40 lbs
U3877	3/8 x 7 x 7 u-bolt	wt .64 lbs

1/2" STOCK

U1222	1/2 x 2 x 2 u-bolt	wt .50 lbs
U1233	1/2 x 3 x 3 u-bolt	wt .67 lbs
U1244	1/2 x 4 x 4 u-bolt	wt .84 lbs
U1247	1/2 x 4 x 7 u-bolt	wt 1.2 lbs
U1275	1/2 x 7 x 5 u-bolt	wt 1.2 lbs
U1277	1/2 x 7 x 7 u-bolt	wt 1.3 lbs

5/8" STOCK

U5822	5/8 x 2 x 2 u-bolt	wt .78 lbs
U5824	5/8 x 2 x 4 u-bolt	wt 1.1 lbs
U5833	5/8 x 3 x 3 u-bolt	wt 1.0 lbs
U5844	5/8 x 4 x 4 u-bolt	wt 1.3 lbs
U5847	5/8 x 4 x 7 u-bolt	wt 1.8 lbs
U5857	5/8 x 5 x 7 u-bolt	wt 1.7 lbs
U5875	5/8 x 7 x 5 u-bolt	wt 1.7 lbs
U5877	5/8 x 7 x 7 u-bolt	wt 2.1 lbs

3/4" STOCK

U3422	3/4 x 2 x 2 u-bolt	wt .80 lbs
U3433	3/4 x 3 x 3 u-bolt	wt 1.5 lbs
U3444	3/4 x 4 x 4 u-bolt	wt 1.9 lbs
U3447	3/4 x 4 x 7 u-bolt	wt 2.6 lbs
U3457	3/4 x 5 x 7 u-bolt	wt 2.7 lbs
U3475	3/4 x 7 x 5 u-bolt	wt 2.8 lbs
U3477	3/4 x 7 x 7 u-bolt	wt 3.0 lbs

7/8 STOCK

U7833	7/8 x 3 x 3 u-bolt	wt 2.0 lbs
U7844	7/8 x 4 x 4 u-bolt	wt 2.6 lbs
U7847	7/8 x 4 x 7 u-bolt	wt 3.6 lbs
U7857	7/8 x 5 x 7 u-bolt	wt 3.8 lbs
U7875	7/8 x 7 x 5 u-bolt	wt 3.4 lbs
U7877	7/8 x 7 x 7 u-bolt	wt 4.0 lbs

DIKERS



Adapter for spring shank
D-SS
Adapter for buster shank
D-BS



Narrow frame with 12" paddles over all width 14" with 10" paddles overall width 12", improved hinge point with replaceable bushing, stalkcutter blade on paddle edge, lock up diker without removing from implement, set screw on mounting bracket.

D2-10	2 paddle, narrow frame, 10" diker	wt 98. lbs
D2-12	2 paddle, narrow frame, 12" diker	wt 104 lbs
D3-10	3 paddle, narrow frame, 10" diker	wt 107 lbs
D3-12	3 paddle, narrow frame, 12" diker	wt 113 lbs
D-SS	Adapt diker to fit Hoeme Spring Shank, JD 885 & 886 field cultivator	wt 9.0 lbs
D-BS	Adapt diker to fit buster shank	wt 13. lbs
D-Ext-10	10" diker extension	wt 21. lbs
D-ST	12" stalkcutter replacement blade	wt 3.3 lbs
D-B	Diker bearing - cast housing with 1"	wt 1.3 lbs

COULTERS



Coulter
C44
Double Caps



Swivel Coulter Pivot Point

Swivel Coulter
C24



STABILIZING COULTER

C44	4 x 4 bar stabilizing coulter with 28" blade	wt 187 lbs
C47	4 x 7 bar stabilizing coulter with 28" blade	wt 188 lbs
C4-1/2	4-1/2 x 7-1/2 stabilizing coulter with 28" blade	wt 194 lbs
C55	5 x 5 bar stabilizing coulter with 28" blade	wt 189 lbs
C57	5 x 7 bar stabilizing coulter with 28" blade	wt 190 lbs
C75	7 x 5 bar stabilizing coulter with 28" blade	wt 191 lbs
C77	7 x 7 bar stabilizing Coulter with 28" blade	wt 192 lbs
CSP	Heavy Duty Spindle & Hub Assembly	

FERTILIZER COULTER

C24	Swivel Fertilizer Coulter 24" blades, clamp not included	wt 101 lbs
CS241	Swivel coulter, with bracket, knife or clamp not included	wt 131 lbs
CS24B	Bracket for swivel coulter, knife not included	wt 30. lbs

GAUGE WHEELS

GW1	Hamby Style Gauge wheel turnbuckle	wt 16.0 lbs
GW2-1/4	2-1/4 Diamond Bar Heavy Duty Gg Wheel	wt 154 lbs
GW44	4 x 4 Heavy Duty Gauge Wheel	wt 155 lbs
GW47	4 x 7 Heavy Duty gauge wheel	wt 156 lbs
GW4-1/2	4-1/2 x 7-1/2 Heavy Duty Gauge Wheel	wt 157 lbs
GW55	5 x 5 Heavy Duty Gauge Wheel	wt 157 lbs
GW57	5 x 7 Heavy Duty Gauge Wheel	wt 158 lbs
GW75	7 x 5 Heavy Duty Gauge Wheel	wt 159 lbs
GW77	7 x 7 Heavy Duty Gauge Wheel	wt 160 lbs



Gauge Wheel clamp and spindle mount



Gauge Wheels Priced individually without tire



Hamby Style Gauge Wheel Turnbuckle
GW1

SANDFIGHTERS



Bolt on Sandfighter Gangs

4 x 4 bar 40" row short-1/2 row unit
SF4440/2

4 x 4 bar 40" row
SF-4440



SANDFIGHTER REEL

SF-30	Sandfighter Reel - 30" row	wt 34.8 lbs
SF-32	Sandfighter Reel - 32" row	wt 36.2 lbs
SF-36	Sandfighter Reel - 36" row	wt 38.0 lbs
SF-38	Sandfighter Reel - 38" row	wt 39.2 lbs
SF-40	Sandfighter Reel - 40" row	wt 40.4 lbs
SF-40/2	Sandfighter Reel - 40" - short row	wt 20.4 lbs

SANDFIGHTER GANG

SF-4430	Sandfighter Unit 30" row 4 x 4 bar	wt 76.9 lbs
SF-4430/2	Sandfighter Unit 30" row 4 x 4 bar - short 1/2 row	wt 36.7 lbs

SF-4432	Sandfighter Unit 32" row 4 x 4 bar	wt 77.6 lbs
SF-4432/2	Sandfighter Unit 32" row 4 x 4 bar - short 1/2 row	wt 36.8 lbs

SF-4436	Sandfighter Unit 36" row 4 x 4 bar	wt 79.0 lbs
SF-4436/2	Sandfighter Unit 36" row 4 x 4 bar - short 1/2 row	wt 36.9 lbs

SF-4438	Sandfighter Unit 38" row 4 x 4 bar	wt 80.4 lbs
SF-4438/2	Sandfighter Unit 38" row 4 x 4 bar - short 1/2 row	wt 37.0 lbs

SF-4440	Sandfighter Unit 40" row 4 x 4 bar	wt 81.5 lbs
SF-4440/2	Sandfighter Unit 40" row 4 x 4 bar - short 1/2 row	wt 37.2 lbs

SF-4740	Sandfighter Unit 40" row 4 x 7 bar	wt 81.6 lbs
SF-4740/2	Sandfighter Unit 40" row 4 x 7 bar - short 1/2 row	wt 37.3 lbs

SF-5740	Sandfighter Unit 40" row 5 x 7 bar	wt 82.3 lbs
SF-5740/2	Sandfighter Unit 40" row 5 x 7 bar - short 1/2 row	wt 38.0 lbs

SF-7540	Sandfighter Unit 40" row 7 x 4 bar	wt 82.4 lbs
SF-7540/2	Sandfighter Unit 40" row 7 x 4 bar - short 1/2 row	wt 38.1 lbs

SF-7740	Sandfighter Unit 40" row 7 x 7 bar	wt 83.0 lbs
SF-7740/2	Sandfighter Unit 40" row 7 x 7 bar - short 1/2 row	wt 38.3 lbs

BEARING

SF-B	Sandfighter bearing, 1-1/4", cast housing	wt 2.30 lbs
------	---	-------------

**We will custom manufacture Sandfighter Reels
Call us with your specifications 806-634-5942**

STALKCUTTERS



6 BLADE UNIT

ST616	6 blade stalkcutter 1 x 3 frame, 16"	wt 111 lbs
ST616-L	6 blade stalkcutter 1 x 3 frame, 16"-left	wt 111 lbs
ST616-R	6 blade stalkcutter 1 x 3 frame, 16"-right	wt 111 lbs
ST616/90	6 blade stalkcutter 1 x 3 frame, 16" shank set at 90 degrees	wt 114 lbs
ST6-OA	6 or 8 blade stalkcutter frame, 1 x 3	wt 40. lbs
ST616-Reel	6 blade stalkcutter reel - no blades, bearings, bolts	wt 32. lbs

8 BLADE UNIT

ST816	8 blade stalkcutter 1 x 3 frame, 16"	wt 121 lbs
ST816-L	8 blade stalkcutter 1 x 3 frame, 16"-left	wt 121 lbs
ST816-R	8 blade stalkcutter 1 x 3 frame, 16"-right	wt 121 lbs
ST816-Reel	8 blade stalkcutter reel, no blades, bearings, bolts	wt 39. lbs

REPLACEMENT BLADE

ST16	16" Stalkcutter blade	wt 4.5 lbs
ST18	18" Stalkcutter blade	wt 5.3 lbs
ST20	20" Stalkcutter blade	wt 5.6 lbs
ST22.5S	30" Stalkcutter blade, centers 22-1/2"	wt 8.5 lbs
ST24-B	24" Stalkcutter blade	wt 6.3 lbs
ST30-CL	30" Stalkcutter blade, 3 hole, 12-1/2" centers, clipped corners	wt 8.5 lbs
ST30-22Ph	30" Stalkcutter blade 22" centers	wt 8.5 lbs
ST30-26Ph	30" Stalkcutter blade 26" centers	wt 8.5 lbs
ST34S	34" Stalkcutter blade, 3 holes, 12-1/2" centers	wt 8.7 lbs

BEARING

ST-B	Stalkcutter bearing, 1-1/4" cast housing	wt 2.3 lbs
------	--	------------

SANDFIGHTER STAND



Sandfighter Stand, priced per pair Support heavy hard to handle equipment. Provide easier hook-up and storage. Adjustable height setting.


TB44-3-1/2	Toolbar stand (per pair) 4 x 4 bar	wt 41.50
------------	------------------------------------	----------

WATER DRAGS





WD-12	Water furrow drag	wt 78.5 lbs
WD-B12	Water furrow drag bottom 12" diameter	wt 38.5 lbs
WD-C	Water furrow drag - retaining clip	wt .400 lbs
WD-R	Water furrow drag - spring rod	wt 3.00 lbs
WD-S	Water furrow drag - spring	wt .500 lbs

FERTILIZER ADAPTERS



FA1	Fertilizer Adapter (pr)	wt 10 lbs
FA1	Shown with knife (knife not included)	
FA2	Fertilizer banding adapter (pr)	wt 17 lbs
FA1	Fertilizer adapter (pair)	wt 10 lbs
FA2	Fertilizer banding adapter [pair]	wt 17 lbs

PLANTER SHANK ADAPTERS



900SA-F 900SA 7300SA-F 7300SA



PSB-1 Planter Shank Adapter Bracket Planter Shank Bracket shown with Planter shank adapter Planter Shank Bracket shown with bedroller

7300SA	7300 JD Planter Shank Adapter	wt 4.50 lbs
7300SA-F	7300 JD Planter Shank Adapter with ft/pc	wt 9.00 lbs
7300SAS	7300 JD Planter Shank Adapter-short	wt 4.50 lbs
7300SAS-F	7300 JD Planter Shank Adapter-short with ft/pc	wt 9.00 lbs
JDSA	JD Planter Shank Adapter - 1-1/2 tubing	wt 7.00 lbs
JDSA-F	JD Planter Shank Adapter - 1-1/2 tubing w ft/pc	wt 11.0 lbs
900SA	IHC 900 Shank Adapter	wt 7.90 lbs
900SA-F	IHC 900 Shank Adapter with footpiece	wt 11.0 lbs
PSB1	Planter Shank Bracket	

LIFT ASSIST BRACKETS



Enhance the lift capability of your tractor. Allows lift rods to be connected further back on arms providing greater leverage thus, increasing the lift capacity.

LA-L	JD 4440-4960 lift assist brackets	wt 18.2 lbs
LA-S	JD 4420-4430 lift assist bracket	wt 11.3 lbs

GUIDANCE SYSTEM STANDS



Guidance hitch stand provide the means to disconnect from a hitch without a hoist or crane. Simply "hook up" to the stand as if it were a toolbar and unhook from the tractor.

GHS1 Guidance System Hitch Stand

ROLLING FENDER ADAPTERS



Mounts a rolling fender onto a 4 x 4 bar

RFA44	Rolling fender adapter 4 x 4 bar	wt 18. lbs
RFA47	Rolling fender adapter 4 x 7	wt 19. lbs
URFA3446	Rolling fender adapter u-bolt 3/4 x 4 x 6	wt 2.5 lbs
URFA3448	Rolling fender adapter u-bolt 3/4 x 4 x 8	wt 3.0 lbs
RFA-W	Rolling fender washer	wt .15 lbs

ELEVATOR AUGERS, GIN AUGERS

We repair and manufacture GIN Augers at very affordable prices

AUGERS/SCREW CONVEYORS

We've been custom manufacturing and rebuilding augers for combines, cotton strippers, post hole diggers, swathers, grain carts and Load King and Speed King augers since 1970.

COTTON STRIPPER AUGERS: We stock mounted augers and unmounted flighting for John Deere 282, 283, 482, 484, 7440, 7445, 7450, 7455 cotton strippers; IHC 95, 1400, 1800 cotton strippers; and Allis Chamblor cotton strippers.

AGRICULTURE AUGERS: We stock an extensive assortment of auger flight for all of your agricultural needs.

INDUSTRIAL SCREW CONVEYORS: We stock an extensive assortment of auger flight for all of your industrial needs.

Let us save you money by repairing the augers out of your stripper and save you time by exchanging one of our shop augers for your core auger.

If it's an auger, we can rebuild it or build you a new one at a very reasonable price. Give us a Call. 806-634-5465 for a price quote.

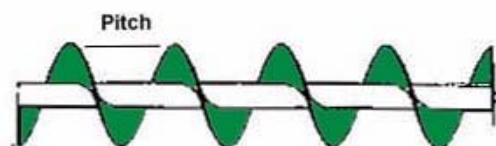
**Auger flighting Mounted or Unmounted
Helicoid or Sectional Flighting
Left or Right hand Flighting**

No minimum order

ORDERING INFORMATION: We will need to know
Outside diameter of auger
Pitch of auger
Inside diameter of auger
Length of auger
Left or Right hand flight
Required shafts and coupling shafts

website - <http://www.lorenzomfg.com>
email - info@lorenzomfg.com

Right Hand Auger Shown



IF YOU NEED HELP
TO DETERMINE LEFT FROM RIGHT HAND
HOW TO MEASURE FLIGHTING SIZE
ANY OTHER QUESTION ABOUT YOUR AUGER

CALL: Noe Vasquez 806-634-5465

**We carry an extensive line of
auger flighting for agriculture
use**

Gin Augers
Combines
Cotton Strippers
Post Hole Diggers
Swathers
Grain Carts
Load King Augers
Speed King
Peanut Header

We custom build augers
to your specifications.

Call
806-634-5465
806-634-5942
Toll Free
1-877-899-1799

**Nights
Weekends
or
Holidays
Call**

**Jody Curbo
806-634-5411**

Or

**Cindy Mason
806-634-8222**